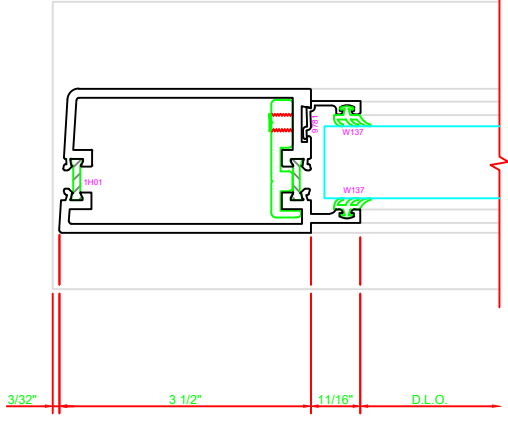


300 STILE
S/A D302 FOR OFFSET PIVOTS

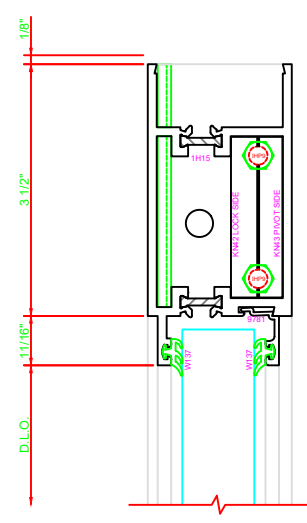
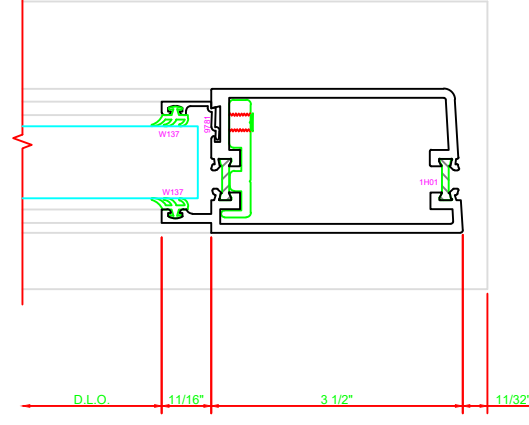
ERASE NOTE
BUTT HINGES CAN NOT BE USED WITH THERMASTILE DOORS



303 STILE
S/A D302 CONTINUOUS HINGE

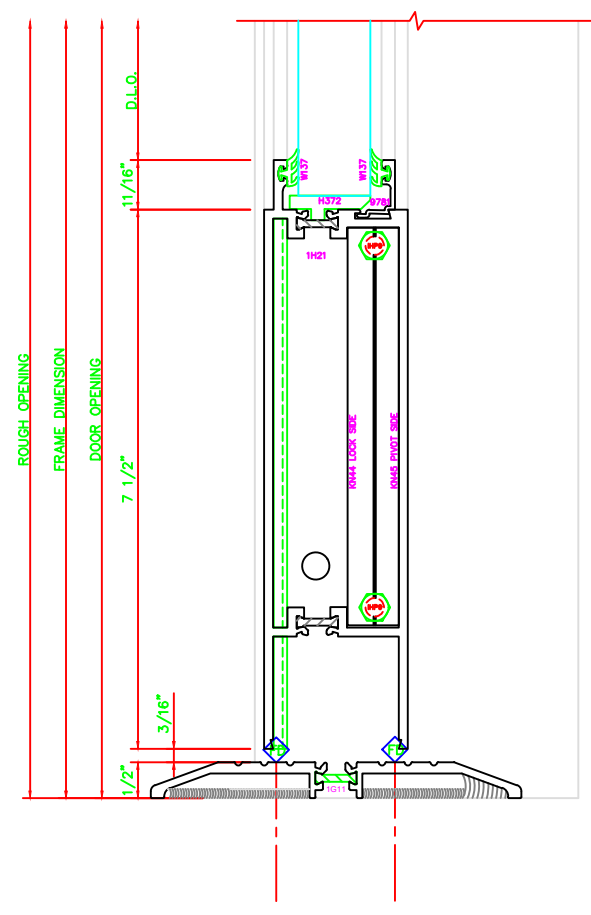
ERASE NOTE
STILE FOR CUSTOMER SUPPLIED CONTINUOUS HINGE

ERASE NOTE
THIS IS A BUY OUT OR CUSTOMER SUPPLIED HINGE. CHECK PROFILE AND CLEARANCE BEFORE USING THIS DETAIL. CHECK FASTENER LOCATIONS OF HINGE FOR INTERFERENCE AT DOOR OR JAMB.



100 TOP RAIL
S/A D302

ERASE NOTE
TOP RAIL FOR SURFACE CLOSERS OR DORMA TYPE C.O.C., NOT LCN C.O.C.



200 BOTTOM RAIL
S/A D302